
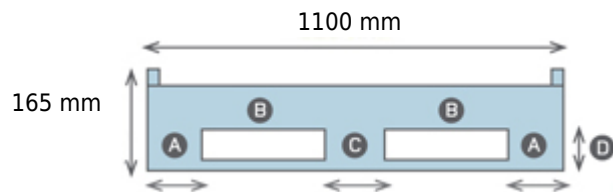


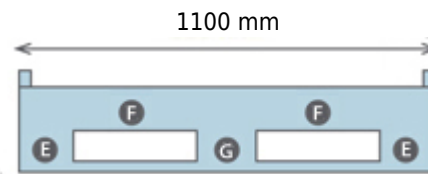
## Palet de plàstic 1111H16-07083010 (1100x1100x165mm)



Vista **Frontal**



Vista **Lateral**



A 150 mm

B 308 mm

C 184 mm

D 89 mm

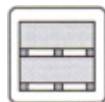
E 200 mm

F 255 mm

G 184 mm




25 Kg



7500 Kg



2000 Kg



1375 Kg



HDPE



-20/60°C



16



384



Negre