
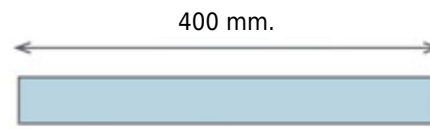

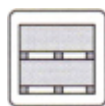


**R-KLT4322-206500**

**View Frontal**
**View Lateral**


1.6 1kg.



150 Kg.



15 Kg.



PPC



-20/40°



80



2640



400x300x213mm



346x265x175mm



16.2 Lt.



Blue - RAL 5003